

### Extra Heavy-Duty Forklift-Karrier

MADE  
IN  
USA


- 2500 Lb. Capacity
- Hand operated geared tilt
- 360° drum tilt control in both directions
- Quick, sure drum handling with your forklift
- Save time, reduce waste, improve productivity
- Controlled drum pouring

#### Morse manual drum tilt Forklift-Karrier

Model 285XGR has a pull chain and chain wheel for manual drum tilt control with a 20' loop of chain to reach 10' back to the forklift operator. There is enough resistance in the enclosed gear box to automatically stop and hold the drum tilt angle. Hand wheel tilt control option is also available.

Extra-heavy-duty construction with steel tube framework, large shafts and bearings offer long life in tough service. The oil filled, worm gear speed reducer provides 150:1 gear reduction for fine control when tipping heavy drums.

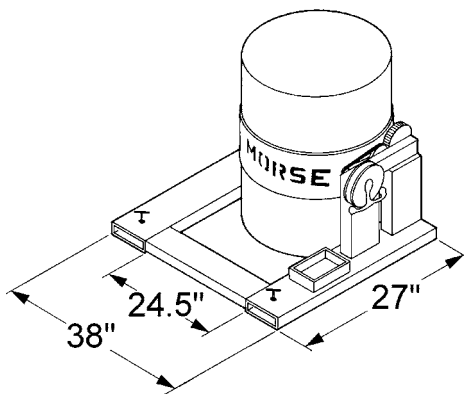
The 3-Piece Drum Holder with 2 hinged metal bands and a clamp in the front is sized for your standard ribbed 55-gallon 22.5" diameter steel drum.




Ships fully assembled.

Full Drum Capacity 2500 Lb. Half-full drum capacity is 1250 Lb. Half-full rating is an indication of capacity for tilting an unbalanced, bottom-heavy drum. A partially full drum with unbalanced and shifting load is harder to tilt than full drum.

#### Dimensions



NOTE: Standard loop of pull chain extends approximately 10 feet beyond the chain wheel. Custom lengths are available.



#### Steps to use Extra Heavy-Duty Forklift-Karrier

1. Drive your truck forks into the Extra Heavy-Duty Forklift-Karrier's fork pockets, then dismount and screw down the safety locks to grip the forks.
2. Drive to a drum at ground level, so that the drum holder meets the center of your drum.
3. Secure your drum in the drum holder between drum ribs... no tools are needed.
4. Raise your forklift carriage and the secured drum, then travel to the dumping location.
5. To turn the drum without leaving your forklift seat, pull the chain loop for complete control of drum tilting.
6. Lower drum to the floor, then release load binders or latch of 3-piece drum holder.
7. Loosen screw down safety locks, then back forks out of fork pockets.

#### Options and Accessories

- **Option X03-285XGR** - 10" Hand Wheel with speed handle. Replaces the standard chain wheel with hand wheel to turn the drum.
- **Model 55/30-19GR** Diameter Adaptor. Simply insert this Diameter Adaptor into the drum holder to use model 285XGR for your 19" diameter 30-gallon steel drum. Quickly and easily install this Diameter Adaptor in the drum holder. Then simply lift it back out to go back to handling a 55-gallon steel drum.



Model #	Description	19" Diameter Adaptor	Unit Weight	Ship Weight	Ship Dimensions	Ships Class
285XGR	Forklift-Karrier with 3-piece drum holder, 2500 Lb. Capacity	Model 55/30-19GR	333 Lb.	350 Lb.	L 45" W 24" H 40"	77.5

MORSE Mfg. Co., Inc. • 727 West Manlius St. • P.O. Box 518 • East Syracuse, NY 13057-0518  
Phone: (315) 437-8475 • Fax: (315) 437-1029

Email: [nicepeople@MORSEmfgco.com](mailto:nicepeople@MORSEmfgco.com) • Website: [www.MORSEmfgco.com](http://www.MORSEmfgco.com)