

Lift and Dispense a Drum with Your Forklift


Video at www.MORSEmfgco.com

Heavy-Duty Forklift-Karriers - 1500 Lb. Capacity

- Quickly mounts on your forklift
 - No tools or truck modifications
 - No electric or hydraulic connections
- Provides controlled drum pouring
- Allows 360° drum tilt control in both directions
- Eliminates backbreaking labor and dangerous, makeshift methods
- Model 285AM-HD has spark resistant parts
- Custom versions available

Morse Heavy-Duty Forklift-Karriers have a 20' long pull chain loop with 10' drop so you control drum tilting, 360° in either direction. Dispense a drum right from your forklift. Can also be ordered with Hand Crank or Hand Wheel option for use only within reach.

We recommend the MORStop Tilt-Brake option to automatically hold the drum tilt angle until you move it. This prevents a partially full, unbalanced drum from turning out of control, even when the contents shift from one end to the other.



NEW MORCINCH™ Drum Handling System

- Automatically adjusts for 22" to 23.5" diameter drum
- Accepts Diameter Adaptors for your smaller drum
- Bolt-on Top Rim Clamp or Bracket Assembly to handle a plastic or fiber drum



- Includes a flexible cover on the cinch chain to help protect the sidewall of your drum
- Incorporates alloy cinch chain and durable stress relief weld joints
- Models 285A-HD & 285AM-HD**
- Have chain wheel controlled tilt with 60:1 gear ratio and safety cover
- Handle drum with drum faucet in place
- Have 1500 Lb. full-drum capacity (800 Lb. half-full* drum capacity).
- Ship dimensions: L 40" W 29" H 24", class 70

* Half-full rating is an indication of capacity for tilting an unbalanced, bottom-heavy drum. A partially full drum with unbalanced and shifting load is harder to tilt than a full drum.

MODEL #	HEAVY-DUTY FORKLIFT-KARRIER DESCRIPTION	OPTIONS TO HANDLE	ADAPTORS FOR SMALLER DRUM	SHIP WEIGHT
285A-HD	Handle 55-gallon steel drum	Poly or fiber drum	55/30 Series	162 Lb.
285AM-HD	Spark Resistant Parts, handle 55-gallon steel drum	Poly or fiber drum	55/30M Series	162 Lb.

MORCINCH Options

Bracket Assembly for rimless poly drum or to more securely handle a fiber drum




Installing the Bracket Assembly on your The **Bracket Assembly** provides a brace at top and bottom of your drum to prevent it from slipping lengthways through the drum holder. The Bracket Assembly is required to handle a rimless plastic drum, and recommended to more securely handle a fiber drum. It adjusts for 31" to 39" tall drum.

Part # 4556-P Bracket Assembly.

Part # 4556M-P Spark Resistant Bracket Assembly.

Top Rim Clamp for 55-gallon rimmed plastic or fiber drum



The **Top Rim Clamp** grips the upper rim of your drum to prevent it from slipping through the drum holder. Use to handle a 55-gallon rimmed plastic or fiber drum. To handle a 55-gallon plastic drum with top rim, you must install either the Bracket Assembly or the Top Rim Clamp.

Part # 4560-P Rim Clamp Assembly.

Part # 4560M-P Spark Resistant Rim Clamp Assembly.

Diameter Adaptors for Smaller Diameter Drum



Diameter Adaptors insert into the drum holder to handle your smaller drum. Select the correct size Diameter Adaptor for each drum (side 2). Spark resistant and stainless steel Diameter Adaptors are also available.



We recommend **Option # 3900i-P** MORStop Tilt-Brake factory installed on your Forklift-Karrier to automatically hold the drum tilt angle.



Part # 3900-P

MORStop Tilt-Brake Kit for field installation.

Option X01-285HD Hand Crank with MORStop Tilt-Brake.

Option X02-285HD Hand Crank.

Option X03-285HD 16" Hand Wheel.



Diameter Adaptors

Diameter Adaptors allow your Heavy-Duty Forklift-Karrier to handle a smaller drum. Simply place the correct size Diameter Adaptor into the drum holder. When you complete dispensing from your smaller drum, simply lift the Diameter Adaptor out of the drum holder to return to handling a 55-gallon



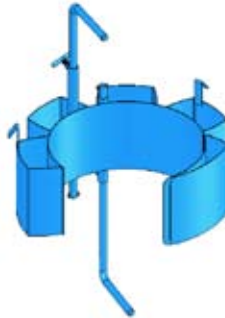
drum.

Diameter Adaptors for 17.5" diameter and smaller drums have brackets at top and bottom of the drum. They adjust to securely hold a drum up to 38" tall.

Spark resistant and stainless steel Diameter Adaptors are available for the same diameter ranges.



Model 55/30-19




Model 55/30-17.5



MADE
IN
USA

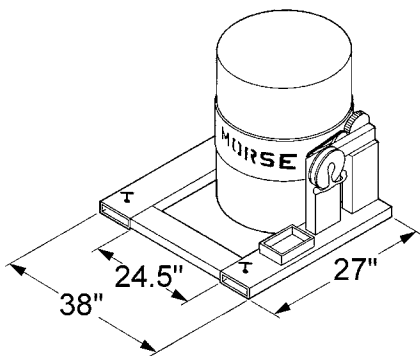
Steps for use of Heavy-Duty Forklift-Karriers

1. Drive your truck forks into the Heavy-Duty Forklift-Karrier's fork pockets.
2. Dismount and screw down the safety locks to grip the forks.
3. Drive to a drum at ground level, so that the drum holder meets the center of your drum.
4. Secure your drum in the drum holder between drum ribs... no tools are needed. To secure drum, drape the cinch chain with flexible chain cover across the front of the drum, insert one link into the slot on the ratchet handle, and turn the ratchet handle clockwise to tighten the cinch chain around the drum.
5. If your Heavy-Duty Forklift-Karrier is so equipped, tighten the Top Rim Clamp or adjust the Bracket Assembly height.
6. Raise your forklift carriage and the secured drum, then travel to the dumping location.
7. To control turning of the drum without leaving your seat, pull the chain loop for complete control of drum tilting.
8. To remove drum from your Heavy-Duty Forklift-Karrier, turn the ratchet handle clockwise to relieve pressure on the ratchet teeth, lift pawl handle to release teeth engagement, then rotate the ratchet handle counter clockwise to loosen the chain and allow its removal from the slot on the ratchet handle.



DIAMETER ADAPTORS				
DIAMETER ADAPTORS	SPARK RESISTANT DIAMETER ADAPTORS	STAINLESS STEEL DIAMETER ADAPTORS	FITS DIAMETER	SHIP WEIGHT
55/30-20.5	55/30M-20.5	55/30SS-20.5	20" to 20.5"	23 Lb.
55/30-19	55/30M-19	55/30SS-19	18.5" to 19"	24 Lb.
55/30-17.5	55/30M-17.5	55/30SS-17.5	17" to 17.5"	35 Lb.
55/30-16	55/30M-16	55/30SS-16	15.5" to 16"	35 Lb.
55/30-14.5	55/30M-14.5	55/30SS-14.5	14" to 14.5"	36 Lb.

Dimensions



Fork pocket openings are 6.5" wide x 2.5" high.

Fork pockets are 26.5" deep.

Inside width between forks must be at least 24.5"

NOTE: Standard loop of pull chain extends approximately ten feet beyond the chain wheel. Custom lengths are available.

Please contact your Morse dealer